
Estar

深圳市易事达电子有限公司

Shenzhen *Estar* electronic co.,LTD

Add:Eastar Industrial Park(Dahe Village),GuanLan Town,Baoan District,Shenzhen City,P.R.China

Tel: 86-755-29588667 Fax: 86-755-29588959

Contact: pargle


Website: [Http://www.esdled.com](http://www.esdled.com)


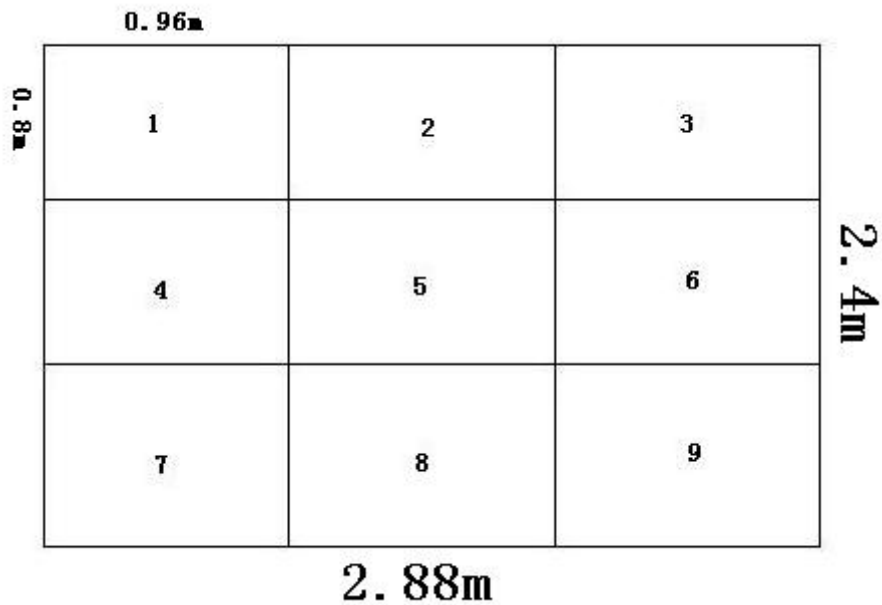
e-Mail:admin@esdled.com

LED Electronic Display System Design

Design organization: Shenzhen Eastar Electronic co.,LTD

Item No.: P10 indoor adversting led panel





LED Electronic Display Overview

1. LED Electronic Display System is a multimedia hi-tech product that blended optical, electronic and acoustic signal processing technologies, and it includes the followings devices :

- Display screen
- Control computer and communication system
- Computer and its related peripheral
- Video peripheral
- System software

2. System Features:

- Available for connection to an external scanner, and accepting various pictures, graphs and handwriting inputs.
- Accepting video signal (TV, VCR, DVD), and showing dynamic images, and it also can show graphs and animations.
- The control computer can act as a workstation on network, and read real-time data from specified computer, and show them on its display.
- Various methods for images display, and easy replacement for arranged programs

whenever (including play sequence, time length, etc.)

3. Protections for outdoor display

They include waterproof, sun-screen, antistatic, damp proof, anti-freeze (anti-thundering, if necessary) and other features.

4. Major Technical Data

Chapter 1 Specification and main technical index

(1) Construction Description				
Each pixel contain 1 red 1 pure green 1 pure blue total 3 pcs LED Pitch 10mm , resolution 10,000 dots/m ²				
(2) Professional analysis				
No.	Professional analysis content	Analysis item		
1	Color matching analysis	In order to make the color matching reach the best white balance effect, the color matching rate of different color brightness is R: G: B/3: 6: 1		
(3) Pixel Parameter				
No.	Item	Parameter		
1	Pixel pitch	PH10 mm		
2	Pixel configuration	1R 1PG 1PB		
(4) Tube Chip Parameter				
No.	Item	Wavelength	Brightness	Model No.
1	Red tube chip	620-625nm	180-220mcd	easter-A1
2	Pure green tube chip	520-525nm	360-400mcd	easter-A1
3	Pure blue tube chip	465-470nm	80-120mcd	easter -A1
(5) Screen Body Technical Parameter				
1	Screen body area	2. 88m (L) × 2. 4m (H) = 6. 91 m ²		
2	Whole screen pixels	Real pixels: 288dots(L) × 240dots(H) = 69,120dots		
		Total: 3 × 3 = 9 cabinets		
3	Cabinet	Resolution: 96dots × 80dots = 7,680dots		
		Size: 960mm × 800mm		
4	Display brightness	1,000 CD/M ²		
5	Brightness adjustment	256 grade automatic, 8 grade manual		
6	Drive Mode	1/8 scan		
7	View Angle	110 degrees (left and right view angle)		
8	View Distance	4-80 meters		
9	Grey Scale	256 grades		
10	Display Colors	16M		

11	Frame rate	60 Hz
12	Refresh rate	360HZ (Guarantee that the picture will not tingle when the pick up camera is kinescoping)
13	Control Mode	To be synchronized with computer monitor
14	Data Transmission	Parallel RS422 mode
15	Screen Lifespan	>100,000 hours
16	Blind Spot Rate	≤ 0.0003
17	Operating Voltage	AC240V ± 15% 50 ~ 60HZ
18	Screen Body Power Consumption	Max: 600w/M ² , Average: 300w/M ²
19	Color Temperature	6,500K ± 500
20	Screen body weight	Less than 50KG/ M ² (do not include outer frame)
21	Control Distance	120 meters (without relay) (optical fiber transmission 500M-10,000M)
22	System Working Environment Temperature	-20℃ ~ +60℃
23	System Working environment humidity	10%—95% RH
24	System Operating Platform	WINDOWS (WIN98、 WIN2000、 WIN XP) friendly interface, Keep the interface for the secondary development