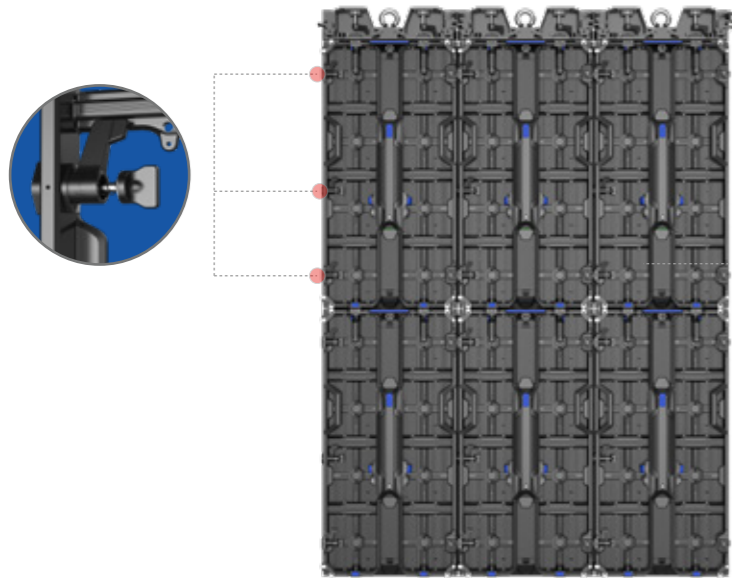


Higher Flatness

Pilot Pro ensures higher flatness with its triple locks for left-right flat splicing



Dual Installation Solution

Pilot Pro adopts universal hanging bars and stacking bars



2-in-1 hanging & stacking bar (Max. hanging & stacking height: 10m)

Specification

Model	Pilot Pro1.5	Pilot Pro1.9	Pilot Pro2.6	Pilot Pro2.9	Pilot Pro3.9
Pixel Pitch (mm)	1.5	1.9	2.6	2.9	3.9
Pixel Density (pixel/m ²)	409600	262144	147456	112896	65536
LED Type	SMD				
Panel Size W×H×D (mm)	500*500*73	500*500*73/500*1000*73			
Panel Resolution W×H	320*320	256*256/ 256*512	192*192/ 192*384	168*168/ 168*336	128*128/ 128*256
Panel Material	Die-Casting Aluminum				
Weight (Kg/pc)	8	8/13			
Brightness (nits)	900-1000	900-1000	900-1500	900-1000	900-1000
Brightness Adjustment	Programmable / Automatic / Manual				
Viewing Angle (H/V)	160° / 160°				
Gray Scale (bit)	14-16				
Refresh Rate (Hz)	7680	3840 / 7680	3840 / 7680	7680	7680
Contrast Ratio	8000:1			6000:1	
Color Temperature (K)	2000~10000 (Adjustable)				
Voltage(V)	AC110-220				
Maximum Power Consumption (W/m ²)	480	500	500	500	500
Average Power Consumption (W/m ²)	120	125	125	125	125
Serviceability	Rear				
IP Rating	IP30				
Lifespan (Hours)	100000				
Certificates	CB/EMC/LVD/ETL/FCC/Tension(TUV)				

*Above parameters are for reference only. For more details, please contact our sales team. All rights reserved to Esdlumen.

Pilot Pro Series

High-End Fine-Pitch Rental LED Display



red dot winner 2023



Official Facebook




Website

Shenzhen Eastar Electronic Co., Ltd.

📍 HQ. Add: 16/F, Block B4, Building 9, Zone 2, Shenzhen Bay Science and Technology Ecological Park, Nanshan District, Shenzhen, China

☎ Hotline: +86 18938696726 🌐 Website: <https://www.esdled.com> ✉ E-mail: sale@esdled.com



Fast Installation



Ultra-High Protection



Creative Splicing



Customizable Shape



Higher Flatness



Dual Installation Solution


Pilot Pro Series

Vibrant Creativity, Supreme Visuals

Handy & Easy Installation Ever


- Considerate product detail design enables speedy one-handed operation
- Integrated central box allows one press for fast replacement

Patented Up-Down Lock ▶




Integrated Central Box

Automatic Arc Lock
(±3°/0°/±6°)



Rear maintenance




Front maintenance


Ultra-High Protection

Optional RobustFix / HOB / Mini LED technologies offers extra anti-collision protection

Lamp protection



- RobustFix Technology**
- Enhanced welding thrust (4-5kg)
 - Wider viewing angle
 - Higher display consistency



- Mini LED**
- Enhanced welding thrust (4-5kg)
 - Effectively reduce moire effect
 - High contrast ratio

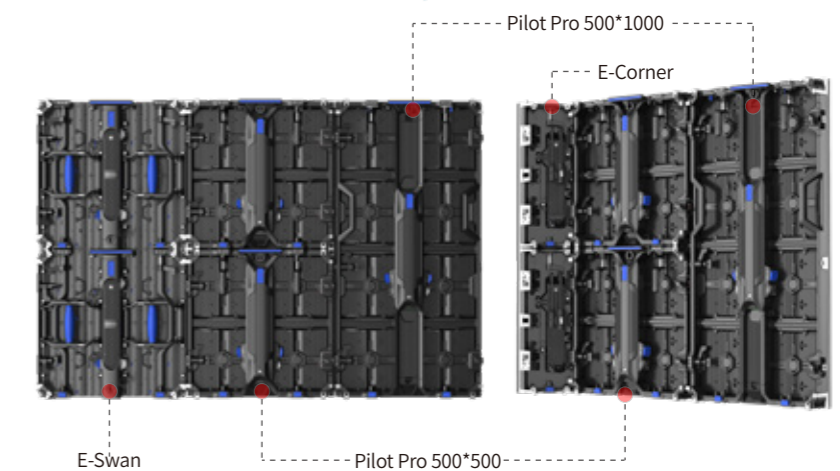
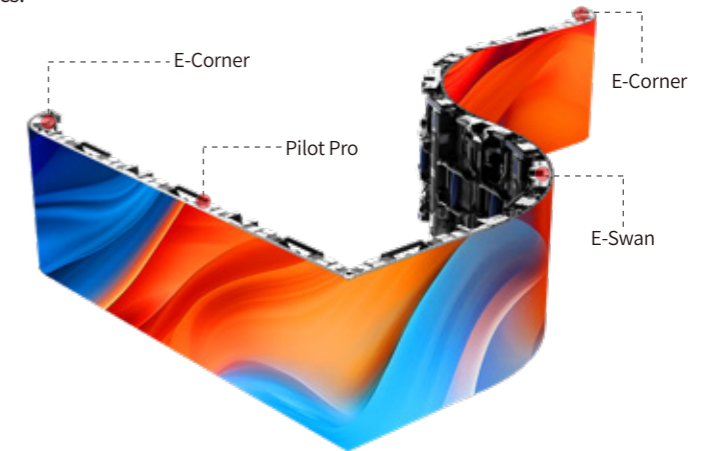
Craftsmanship protection



- HOB Technology**
- All-round protection
 - High light extraction efficiency
 - Eye-friendly


Mixed Splicing for More Possibilities

Support mixed splicing with E-Swan and E-Corner to create more incredible stage magics.




Shape Your LED Wall As You Want


Pilot Pro enables curved, 90° splicing staggered and 90° splicing for more creative shapes



Curved splicing



Right angle splicing



Staggered splicing